

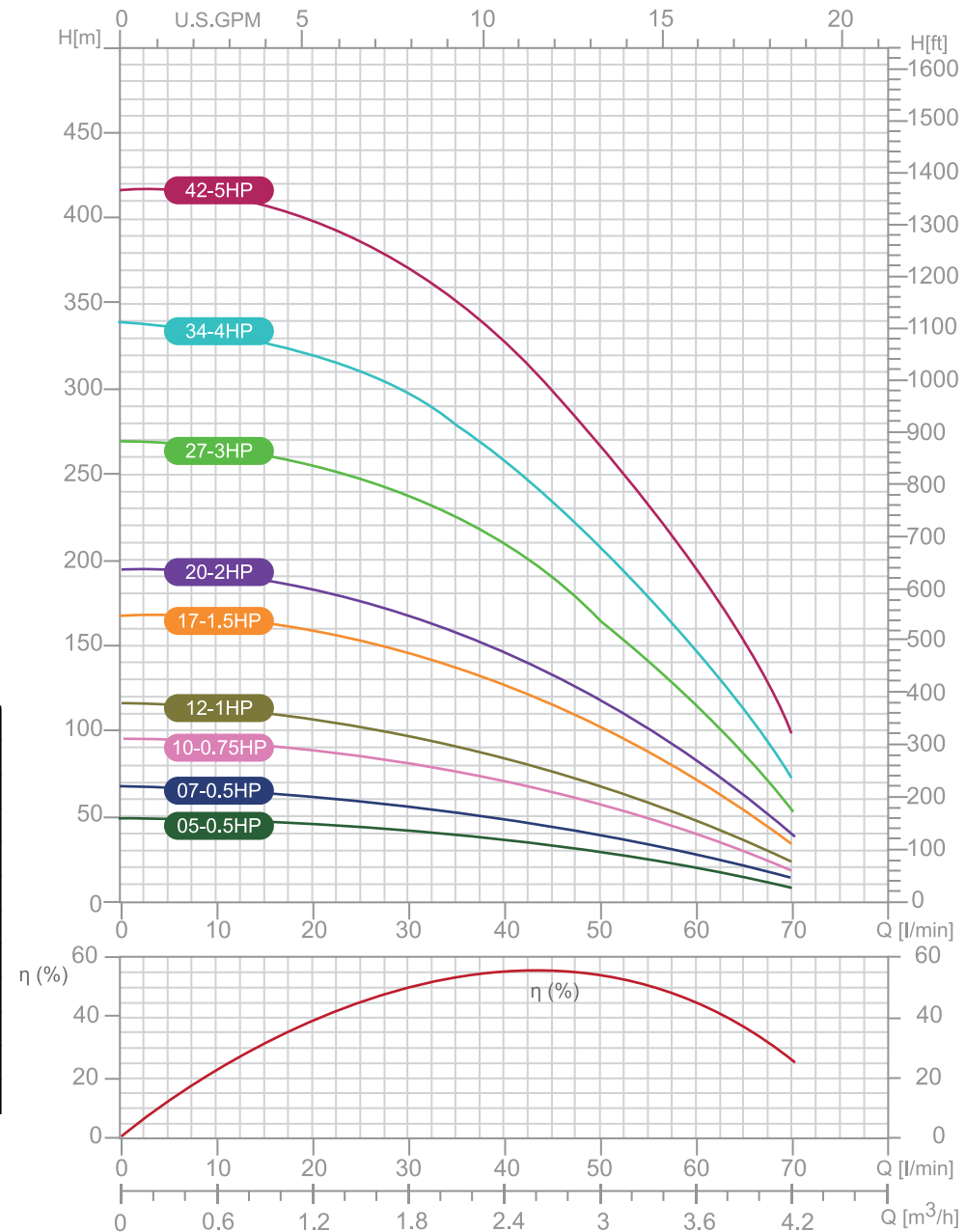
Type	N. of Stages	Motor		Pump		
		KW	HP	L (mm)	DN (RPT or NPT)	Kg
ST 0509	9	0.37	0.50	306	1.25"	3.1
ST 0512	12	0.37	0.50	359	1.25"	3.6
ST 0515	15	0.55	0.75	411	1.25"	4.1
ST 0520	20	0.75	1.00	499	1.25"	4.9
ST 0526	26	1.10	1.50	642	1.25"	5.8
ST 0533	33	1.50	2.00	757	1.25"	7.3

Type	Q	Delivery					
		0	0.6	0.9	1.2	1.5	1.8
	m3/h l/min	0	10	15	20	25	30
ST 0509	Head H m	87	75	65	52	38	21
ST 0512		114	98	85	68	49	28
ST 0515		144	124	110	89	65	39
ST 0520		193	169	148	120	88	53
ST 0526		255	219	179	152	112	68
ST 0533		320	280	245	200	145	82

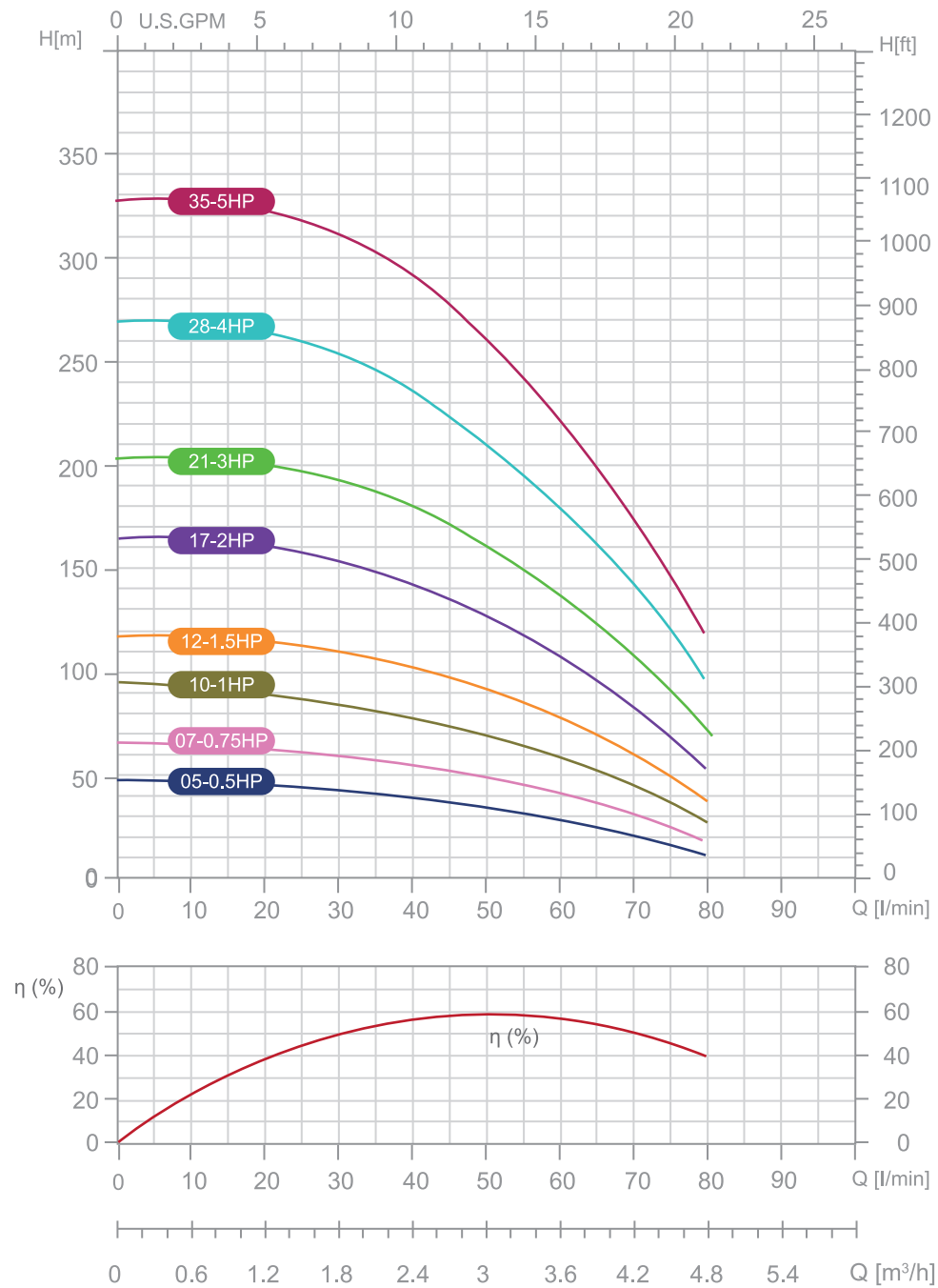
# ST 10

Type	N. of Stages	Pump				
		KW	HP	L (mm)	DN (RPT or NPT)	Kg
ST 1005	5	0.37	0.50	236	1.25"	2.5
ST 1007	7	0.37	0.50	271	1.25"	2.8
ST 1010	10	0.55	0.75	324	1.25"	3.3
ST 1012	12	0.75	1.00	359	1.25"	3.6
ST 1017	17	1.10	1.50	447	1.25"	4.4
ST 1020	20	1.50	2.00	499	1.25"	4.9
ST 1027	27	2.20	3.00	660	1.25"	6.0
ST 1034	34	3.00	4.00	758	1.25"	7.5
ST 1042	42	3.70	5.00	916	1.25"	8.8

Type	Q	Delivery					
	m <sup>3</sup> /h	0	1.5	1.8	2.4	3.0	3.6
	l/min	0	25	30	40	50	60
ST 1005	Head H m	48	42	40	36	29	19
ST 1007		67	58	55	49	39	27
ST 1010		96	85	81	71	58	40
ST 1012		115	102	98	85	68	47
ST 1017		168	152	147	128	102	70
ST 1020		195	177	168	146	118	82
ST 1027		270	247	237	209	167	111
ST 1034		339	310	296	259	209	146
ST 1042		416	389	370	323	267	190







ST 13

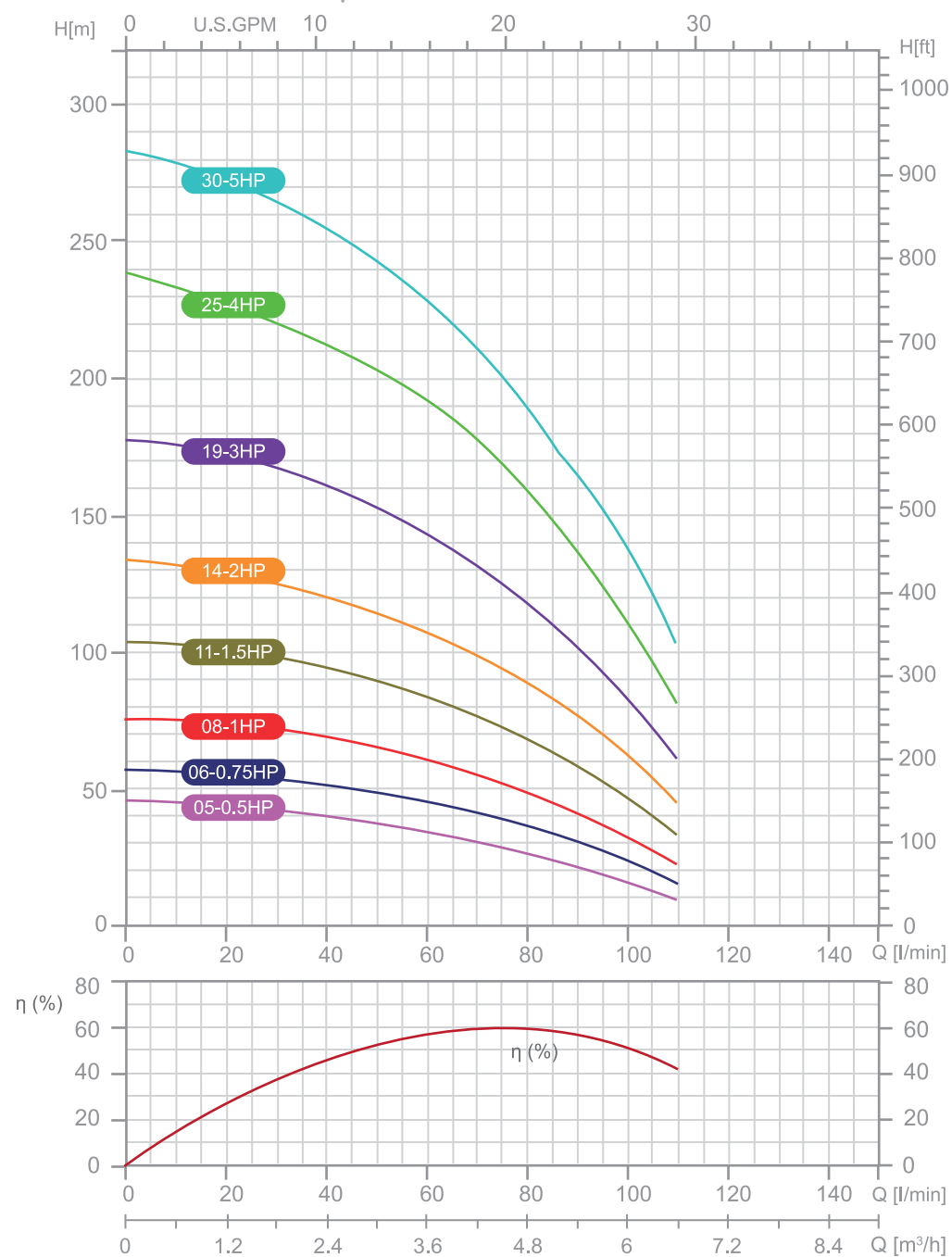
Type	N. of Stages	Pump				
		KW	HP	L (mm)	DN (RPT or NPT)	Kg
ST 1305	5	0.37	0.50	236	1.25"	2.5
ST 1307	7	0.55	0.75	271	1.25"	2.8
ST 1310	10	0.75	1.00	324	1.25"	3.2
ST 1312	12	1.10	1.50	359	1.25"	3.5
ST 1317	17	1.50	2.00	447	1.25"	4.3
ST 1321	21	2.20	3.00	519	1.25"	5.0
ST 1328	28	3.00	4.00	679	1.25"	6.0
ST 1335	35	3.70	5.00	803	1.25"	7.6

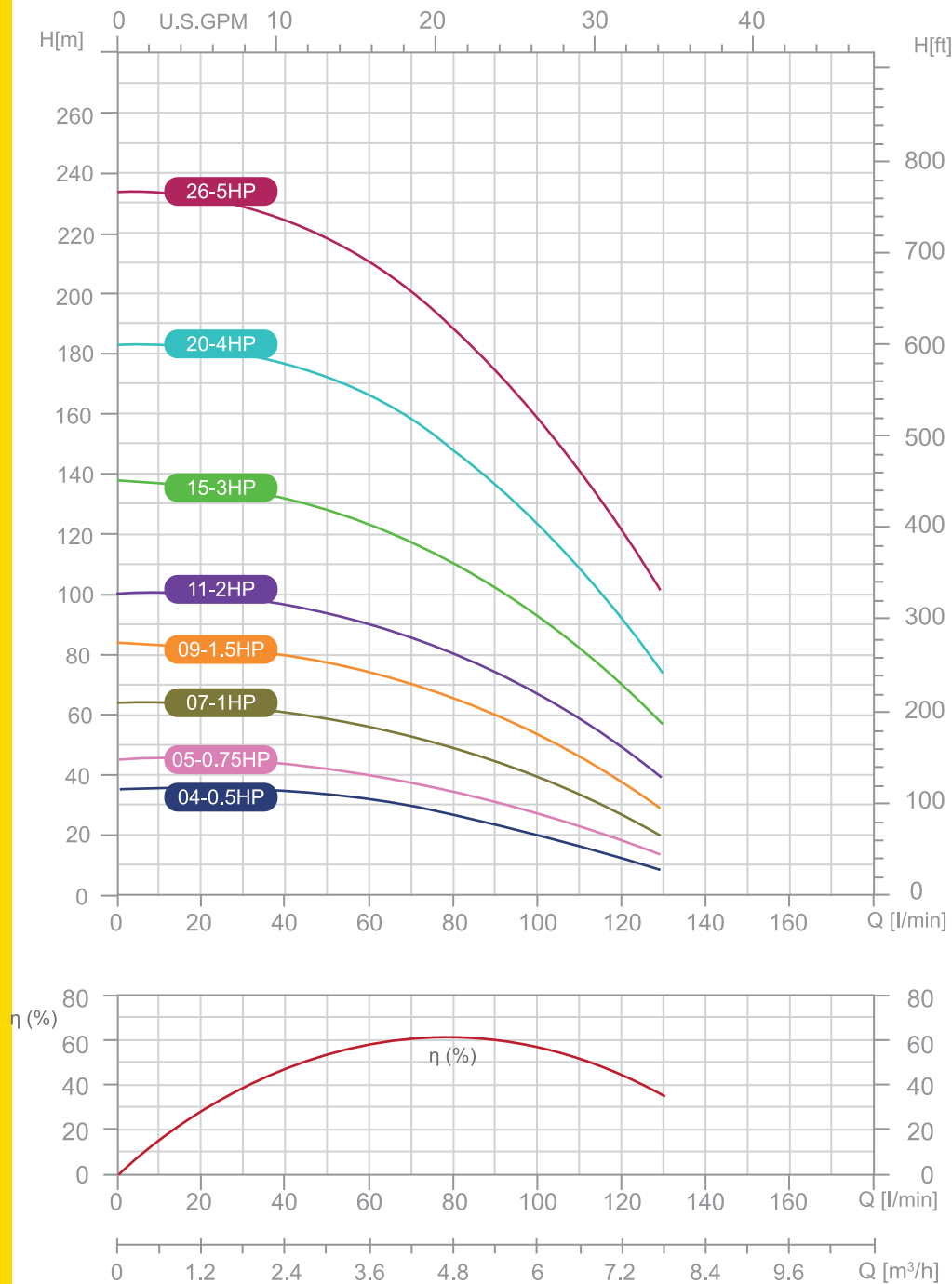
Type	Q	Delivery					
	m3/h	0	1.8	2.4	3.0	3.6	4.2
	l/min	0	30	40	50	60	70
ST 1305	Head H m	47	42	39	34	28	21
ST 1307		67	61	57	50	41	31
ST 1310		94	85	78	69	58	45
ST 1312		116	109	102	91	78	60
ST 1317		165	154	143	128	109	83
ST 1321		204	193	180	162	139	110
ST 1328		269	254	236	211	180	142
ST 1335		327	312	292	264	223	175

# ST 18

Type	N. of Stages	Pump				
		KW	HP	L (mm)	DN (RPT or NPT)	Kg
ST 1805	5	0.37	0.50	257	1.25"	2.7
ST 1806	6	0.55	0.75	279	1.25"	2.8
ST 1808	8	0.75	1.00	322	1.25"	3.1
ST 1811	11	1.10	1.50	387	1.25"	3.6
ST 1814	14	1.50	2.00	452	1.25"	4.1
ST 1819	19	2.20	3.00	560	1.25"	4.9
ST 1825	25	3.00	4.00	725	1.25"	5.9
ST 1830	30	3.70	5.00	827	1.25"	7.1

Type	Q	Delivery					
	m <sup>3</sup> /h	0	3.6	4.2	4.8	5.4	6.0
	l/min	0	60	70	80	90	100
ST 1805	Head H m	45	35	31	27	21	15
ST 1806		56	45	41	37	30	23
ST 1808		75	61	55	49	41	32
ST 1811		104	84	77	68	58	46
ST 1814		133	108	99	88	75	61
ST 1819		181	146	134	119	102	81
ST 1825		238	192	176	158	136	110
ST 1830		283	228	210	189	164	135





ST 25

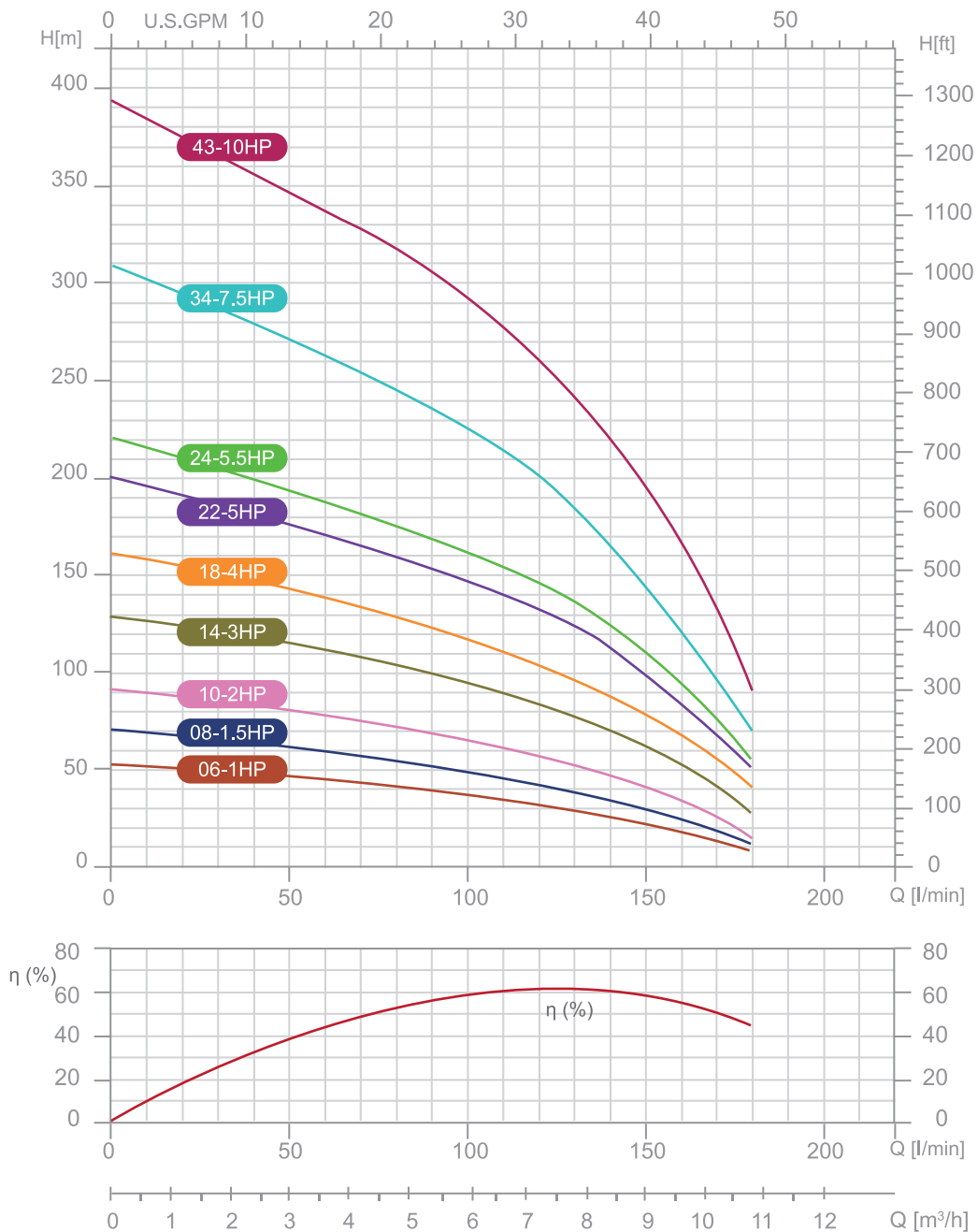
Type	N. of Stages	Pump				
		KW	HP	L (mm)	DN (RPT or NPT)	Kg
ST 2504	4	0.37	0.50	250	1.25"	2.5
ST 2505	5	0.55	0.75	270	1.25"	2.7
ST 2507	7	0.75	1.00	320	1.25"	3.1
ST 2509	9	1.10	1.50	370	1.25"	3.5
ST 2511	11	1.50	2.00	419	1.25"	3.9
ST 2515	15	2.20	3.00	518	1.25"	4.7
ST 2520	20	3.00	4.00	679	1.25"	5.8
ST 2526	26	3.70	5.00	826	1.25"	7.1

Type	Q	Delivery					
	m3/h	0	4.2	4.8	5.4	6.0	7.2
	l/min	0	70	80	90	100	120
ST 2504	Head H m	37	29	26	23	20	12
ST 2505		45	38	35	31	28	19
ST 2507		64	54	50	45	40	27
ST 2509		83	71	66	60	53	38
ST 2511		101	86	81	75	67	49
ST 2515		137	109	112	103	93	70
ST 2520		183	158	148	137	122	92
ST 2526		234	200	188	175	160	122

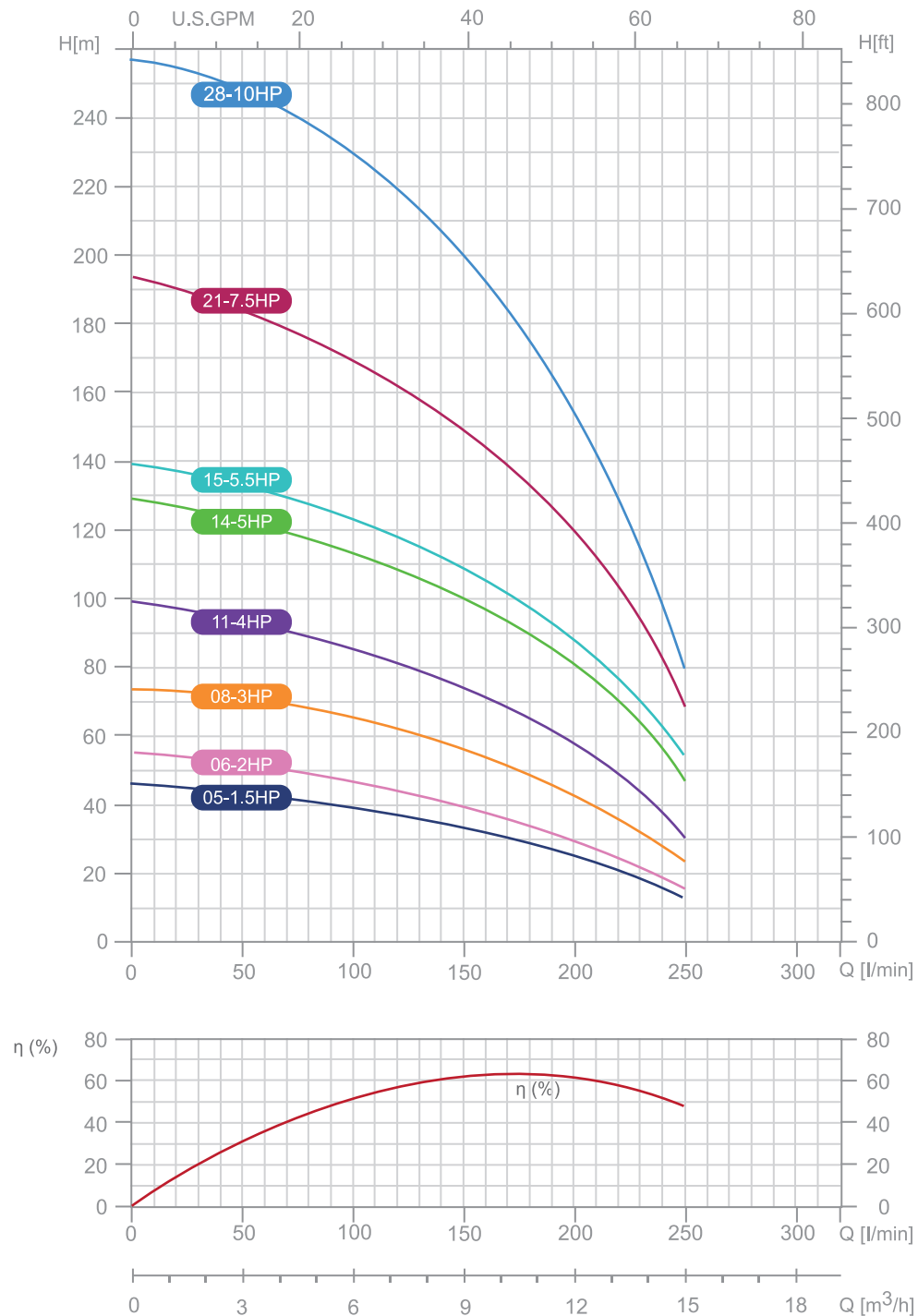
# ST 35

Type	N. of Stages	Pump				
		KW	HP	L (mm)	DN (RPT or NPT)	Kg
ST 3506	6	0.75	1.00	359	2"	3.4
ST 3508	8	1.10	1.50	421	2"	4.0
ST 3510	10	1.50	2.00	483	2"	4.6
ST 3514	14	2.20	3.00	607	2"	5.7
ST 3518	18	3.00	4.00	731	2"	6.9
ST 3522	22	3.70	5.00	893	2"	8.1
ST 3524	24	4.00	5.50	955	2"	8.7
ST 3534	34	5.50	7.50	1257	2"	11.6
ST 3543	43	7.50	10.00	1318	2"	14.2

Type	Q	Delivery					
	m <sup>3</sup> /h	0	4.8	6	7.2	8.4	9.6
	l/min	0	80	100	120	140	160
ST 3506	Head H m	52	42	38	33	27	18
ST 3508		70	55	50	43	35	24
ST 3510		91	72	65	58	48	32
ST 3514		128	102	94	83	70	51
ST 3518		160	129	117	104	89	67
ST 3522		200	159	147	132	111	84
ST 3524		220	177	162	148	125	95
ST 3534		308	246	225	200	167	122
ST 3543		394	317	292	261	220	167



## ST 40



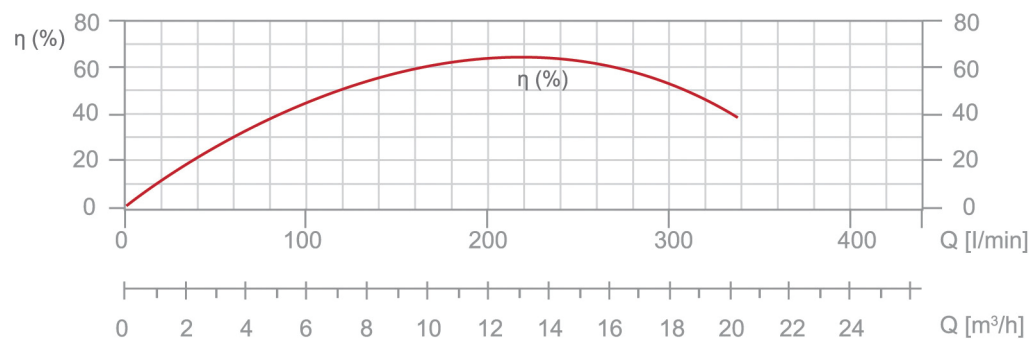
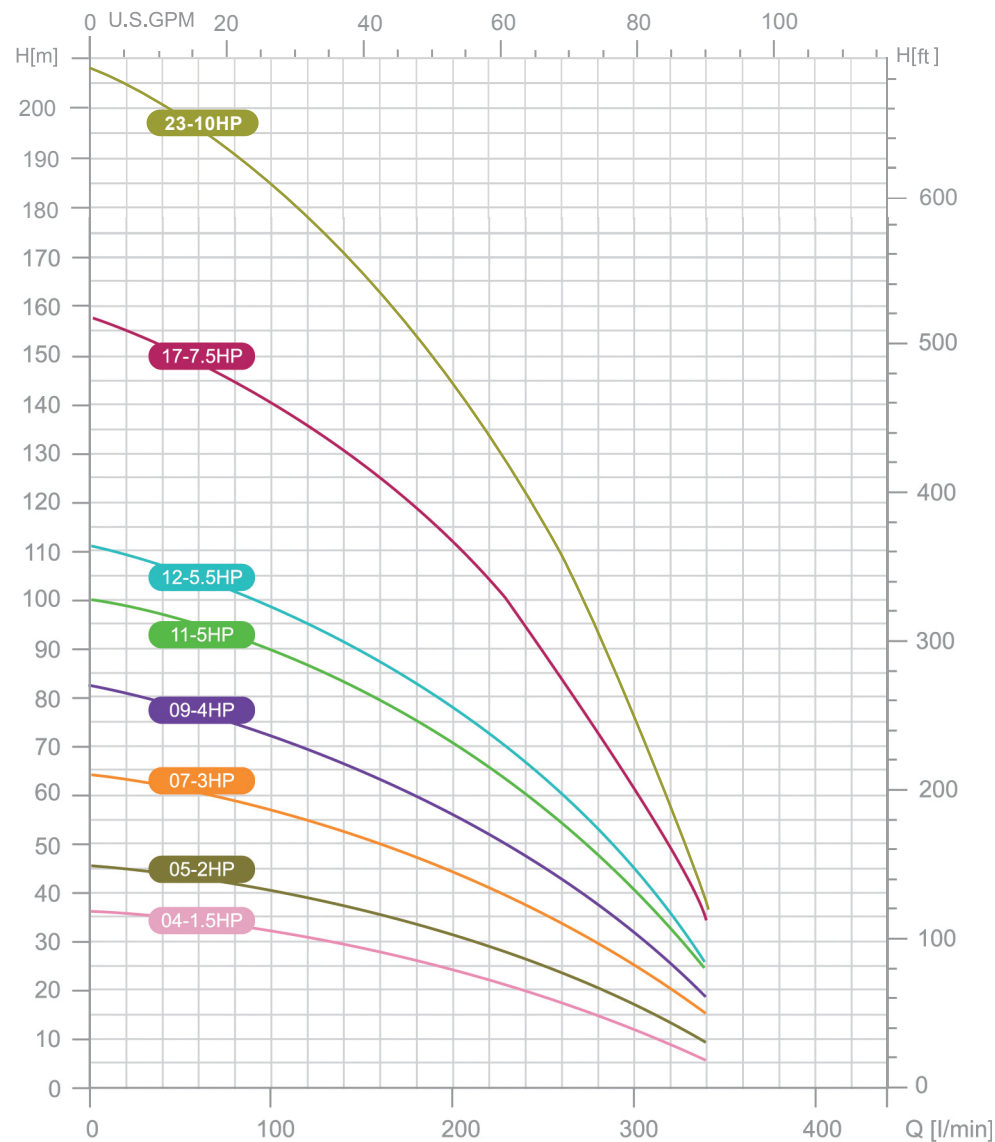
Type	N. of Stages	Pump				
		KW	HP	L (mm)	DN (RPT or NPT)	Kg
ST 4005	5	1.10	1.50	325	2"	3.1
ST 4006	6	1.50	2.00	356	2"	3.4
ST 4008	8	2.20	3.00	418	2"	4.0
ST 4011	11	3.00	4.00	511	2"	4.9
ST 4014	14	3.70	5.00	604	2"	5.7
ST 4015	15	4.00	5.50	638	2"	6.0
ST 4021	21	5.50	7.50	859	2"	7.8
ST 4028	28	7.50	10.00	1135	2"	11.1

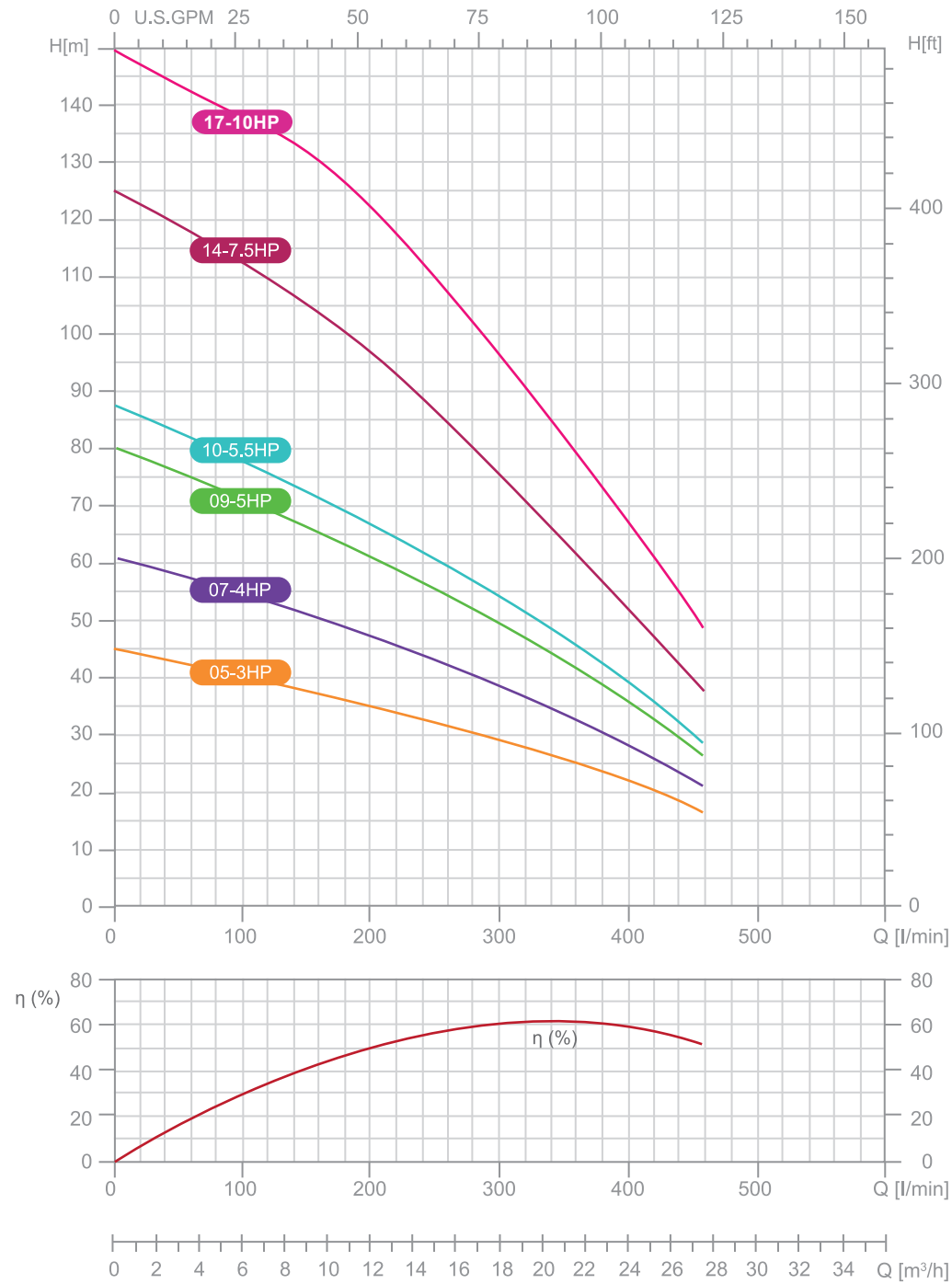
Type	Q	Delivery					
		0	7.2	8.4	9.6	10.8	12.0
	m³/h l/min	0	120	140	160	180	200
ST 4005	Head H m	46	37	35	33	29	25
ST 4006		55	45	42	38	35	30
ST 4008		74	63	60	56	50	43
ST 4011		100	83	78	73	66	58
ST 4014		129	108	103	97	90	81
ST 4015		139	118	113	105	97	88
ST 4021		194	162	154	145	134	120
ST 4028		257	220	208	193	176	154

# ST 60

Type	N. of Stages			Pump		
		KW	HP	L (mm)	DN (RPT or NPT)	Kg
ST 6004	4	1.10	1.50	378	2"	3.9
ST 6005	5	1.50	2.00	430	2"	4.4
ST 6007	7	2.20	3.00	534	2"	5.3
ST 6009	9	3.00	4.00	638	2"	6.3
ST 6011	11	3.70	5.00	742	2"	7.2
ST 6012	12	4.00	5.50	797	2"	7.7
ST 6017	17	5.50	7.50	1092	2"	10.1
ST 6023	23	7.50	10.00	1460	2"	14.5

Type	Q	Delivery					
	m <sup>3</sup> /h	0	9.6	12.0	13.2	15.6	18.0
	l/min	0	160	200	220	260	300
ST 6004	Head H m	36	28	24	22	17	12
ST 6005		46	36	32	29	23	17
ST 6007		64	51	45	42	34	25
ST 6009		82	64	56	52	42	32
ST 6011		100	80	71	67	54	41
ST 6012		110	88	78	73	60	44
ST 6017		157	126	112	104	85	61
ST 6023		209	166	148	130	110	75





## ST 80

Type	N. of Stages	Pump				
		KW	HP	L (mm)	DN (RPT or NPT)	Kg
ST 8005	5	2.20	3.00	472	2"	4.4
ST 8007	7	3.00	4.00	608	2"	5.6
ST 8009	9	3.70	5.00	743	2"	6.9
ST 8010	10	4.00	5.50	814	2"	7.5
ST 8014	14	5.50	7.50	1081	2"	9.9
ST 8017	17	7.50	10.00	1290	2"	11.8

Type	Q	Delivery					
	m³/h	0	15.6	18.0	20.4	22.8	25.2
	l/min	0	260	300	340	380	420
ST 8005	Head H m	45	32	29	27	25	20
ST 8007		61	42	39	35	33	26
ST 8009		82	56	51	45	39	33
ST 8010		88	60	54	48	42	36
ST 8014		126	85	76	67	62	48
ST 8017		150	108	96	86	74	62